

X5

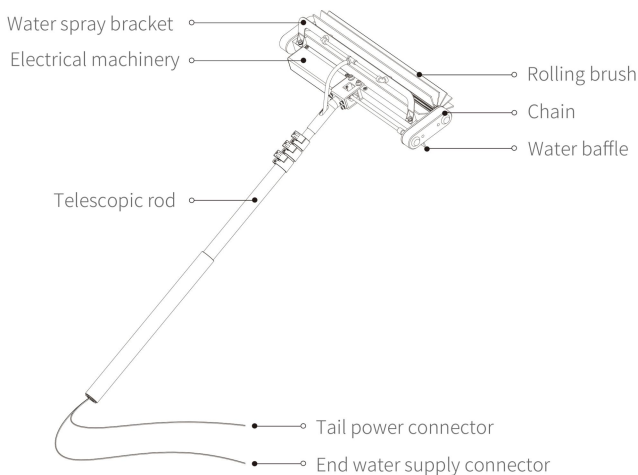
Rolling brush photovoltaic cleaning machine

Instruction for use

Product Introduction

Please read this manual carefully and keep it properly.

X5 Rolling Brush Photovoltaic Cleaning Machine, a patented product, is suitable for cleaning photovoltaic panels within 10 meters. This product has fast speed, light weight and high efficiency. It can be used for washing and dry cleaning in one machine, two optional brush heads can be used for dry cleaning and washing, with row brushes more suitable for dry cleaning and loose bristles more suitable for washing.



Product parameters

Working voltage: 24V

Cleaning width: 60cm

Max water volume: 22L/min

Motor power: 150w

Brushing material: nylon wire

Usage time: 4-5h

Speed: 700r/min

Cleaning type: Dry

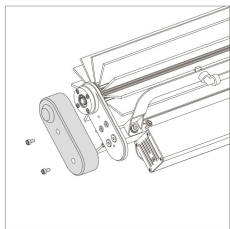
Charging time: 8-10h

Installation

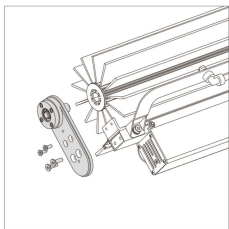
- 1 Connect the telescopic rod with the brush head and the motor according to the schematic diagram (note: the motor should be installed on the left side of the telescopic rod);
- 2 Connect the power supply device (lithium battery/power converter);
- 3 Connect the water supply system (water pipe + water pump / connect the faucet);
- 4 Adjust the telescopic rod to the appropriate cleaning length;

Note: Spray brackets and water baffles are not installed when leaving the factory, and do not need to be installed during dry cleaning; If flushed with water, installation is required (To prevent sewage from splashing onto oneself or polluting photovoltaic panels).

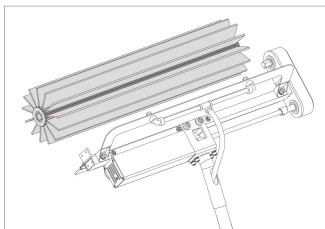
Method for disassembling/replacing brush heads with rolling brushes:



① Using a hex wrench, remove the left housing

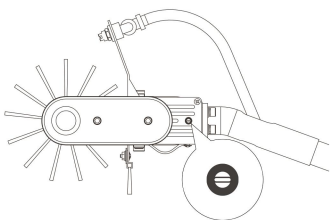


② Using a hex wrench, remove the left side shield



③ Remove the brush head and replace it with a new/other type of brush head

Product Introduction



Insert a small flat screwdriver into the circular air at the end of the motor casing for adjustment.

Regarding speed regulation:

- The brush can be used to adjust the speed to a maximum of 680 revolutions per minute.
- Use a brush to adjust the speed to no less than 350 revolutions per minute. It is not recommended to reduce the speed too much as it will reduce the torque of the motor.

About Charging

- The charger indicator light **【Red light】** indicates that charging is in progress;
- The charger indicator light **【Green light】** indicates that it is fully charged;
- It takes 8-10 hours to fully charge the lithium battery in an empty state.

Product usage tips

- Dry cleaning: During dry cleaning, do not install ① water spray bracket ② water blocking plate, which can improve the cleaning effect;
- Water washing: The pressure of the water pump should not exceed 4mpa. Within the pressure range, the larger the water volume, the higher the cleaning efficiency;
- When carrying out cleaning work, cleaning from top to bottom and from front to back according to the distribution of photovoltaic panels results in higher efficiency;

Precautions and Warnings

- Lithium batteries, chargers, and power converters are not waterproof, please do not soak or splash them;
- Avoid working in high temperatures for extended periods of time, with a working environment not exceeding 40 degrees Celsius;
- When storing the equipment for a long time, please do not put the water brush head or water pipe into the box to seal it;
- Please be sure to maintain and repair the product under the guidance of professional personnel.

Product warranty instructions

The after-sales service of X5 roll brush photovoltaic cleaning machine is strictly in accordance with the Law of the China on the Protection of Consumer Rights and the Product Quality Law of the People's Republic of China. The service contents are as follows:

Warranty Policy

After Shandong Yunjie Cleaning Equipment Co., Ltd. detects and confirms the fault, it can enjoy the return service within 7 days from the day after the receipt (without affecting the secondary sales), the quality problem can be exchanged within 30 days, and the free maintenance service can be enjoyed within 12 months.

Warranty ordinance

Provide 1 year warranty for the entire machine (excluding natural wear and tear of brush heads, tool kits, and gifts).

Non warranty regulations

- Unauthorized maintenance, misuse, collision, abuse, liquid entry, modification, etc., and wrong use of non-this product and accessories or tear off the label;
- It has exceeded the validity period of the three guarantees stipulated by the state;
- The product and accessories are malfunctioning due to human factors;
- Damage caused by force majeure.